


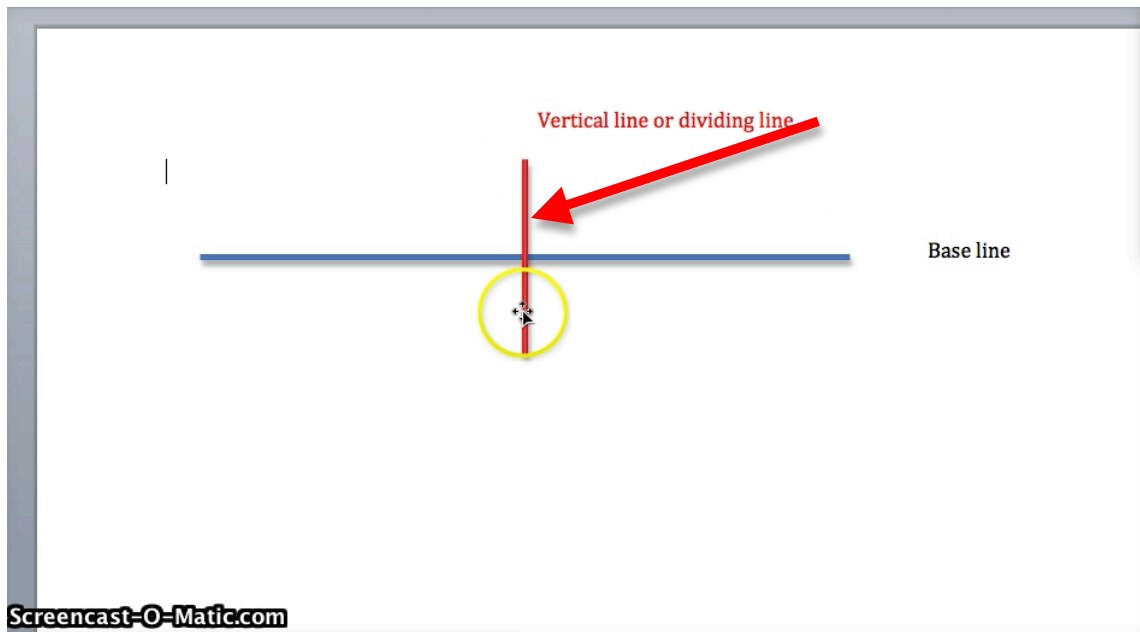
## Sentence Diagramming Introduction

**Step 1.** On a blank document or piece of paper, you are going to set up the basic structure of a sentence diagram.

**Step 2.** Draw the basic line of a sentence diagram, the base line. The base line is a horizontal line that all of the words in a sentence will stem from.

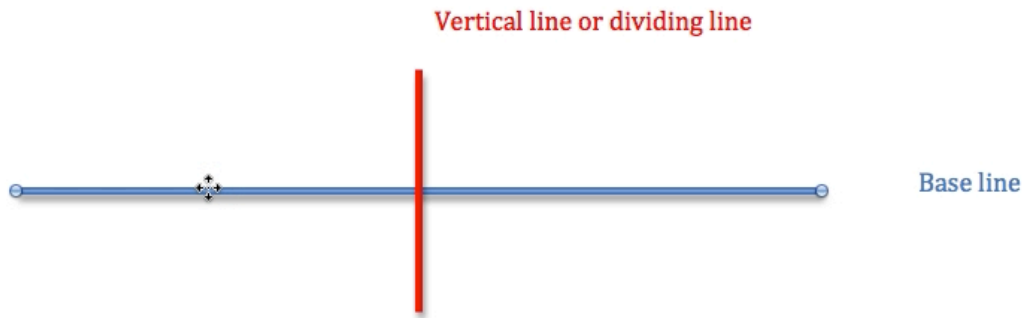


**Step 3.** Draw another line on your sentence diagram, the vertical or dividing line. The vertical line separates the subject portion of the sentence from the predicate portion of the sentence.



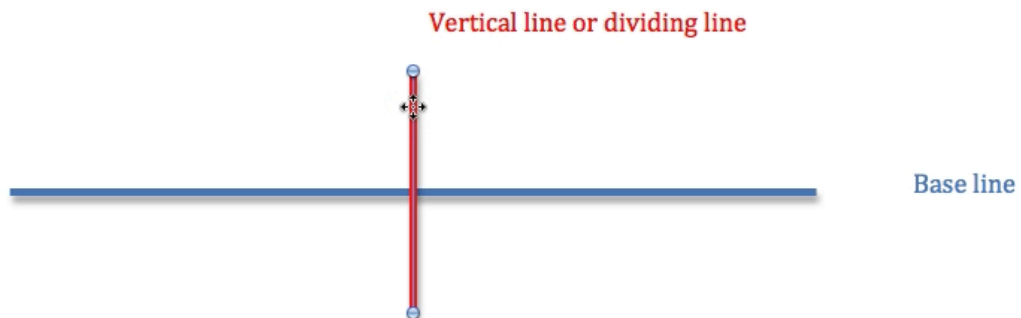
## Sentence Diagramming Introduction

**Step 4.** Define the basic terms. First, define base line: the basic line in which all words of a sentence will stem from on a diagram.



**Base line** – the basic line in which all words of a sentence will stem from on a diagram

**Step 5.** Define vertical line. The vertical line is the line, which separates the subject portion of a sentence from the predicate portion of a sentence.



**Base line** – the basic line in which all words of a sentence will stem from on a diagram



**Vertical line** – separate the subject portion of a sentence from the predicate portion of a sentence